The background features a large, abstract geometric composition. On the left, there is a vertical orange triangle. Below it, a teal triangle points upwards. The rest of the space is filled with a large, light blue shape that has a diagonal cutout on its left side, creating a sense of depth and movement.

HOW TO PRESENT A PICTURE

1. INIZIA SEMPRE CON UNA FRASE INTRODUTTIVA:

- This picture shows...
- In this picture I can see...
- This is a picture of...



2. DESCRIVI L'AMBIENTE (THE PLACE)

Start with the structure/position of the elements:

next to /near

in front of vs. behind

in the foreground

in the background


in the upper part / at the top

in the lower part / at the bottom

on the left hand side / on the left


on the right hand side / on the right

in the central part / in the middle




3. DESCRIVI I PERSONAGGI (THE CHARACTERS)

- Their age
- Their physical aspect
- Their clothes
- Their actions (what are they doing? -> USE THE PRESENT CONTINUOUS)
- Their role in the picture (their job position, family relations, etc.)
- Their feelings



4. FAI SUPPOSIZIONI (MAKE GUESSES)

- *It might be summer because some people are wearing swimsuits*
- *It is probably in the country because I can see a farm in the background*
- *This picture could be in Italy because I can see a sign over a restaurant that says “Spaghetteria”, an Italian word*



ALCUNI CONSIGLI (SOME USEFUL ADVICE):

- **Make sentences: don't produce list of items**
- **Organize your description: don't repeat the same thing more than once**
- **Start from a general idea, then talk about details**
- **Give reasons for your ideas**
- **Give some personal reaction to the picture**
- **Use paraphrases to describe things that you don't know or remember**
 - It's a thing you fry food in (= frying pan)
 - It's a kind of container for flowers (= vase)
 - It's a cupboard for keeping clothes in (= wardrobe)

